

Running IBM MQ in the Cloud

Rob Parker, IBM

parrobe@uk.ibm.com

Please note

IBM's statements regarding its plans, directions, and intent are subject to change or withdrawal without notice at IBM's sole discretion.

Information regarding potential future products is intended to outline our general product direction and it should not be relied on in making a purchasing decision.

The information mentioned regarding potential future products is not a commitment, promise, or legal obligation to deliver any material, code or functionality. Information about potential future products may not be incorporated into any contract.

The development, release, and timing of any future features or functionality described for our products remains at our sole discretion.

Performance is based on measurements and projections using standard IBM benchmarks in a controlled environment. The actual throughput or performance that any user will experience will vary depending upon many factors, including considerations such as the amount of multiprogramming in the user's job stream, the I/O configuration, the storage configuration, and the workload processed. Therefore, no assurance can be given that an individual user will achieve results similar to those stated here.

Agenda

- Moving to the Cloud
- Why MQ
- Adopting best practices for MQ (in the cloud)
- Things to be considering before running MQ (in the cloud)
- What is available now?
 - Private cloud
 - Public cloud
 - Hybrid
- Questions

MOVING TO THE CLOUD

Top business drivers for cloud

TOP BUSINESS DRIVERS

Standardize on the same open platform and APIs that power a global network of public and private clouds

Avoid vendor lock-in with an open platform, including flexibility of underlying technology choices

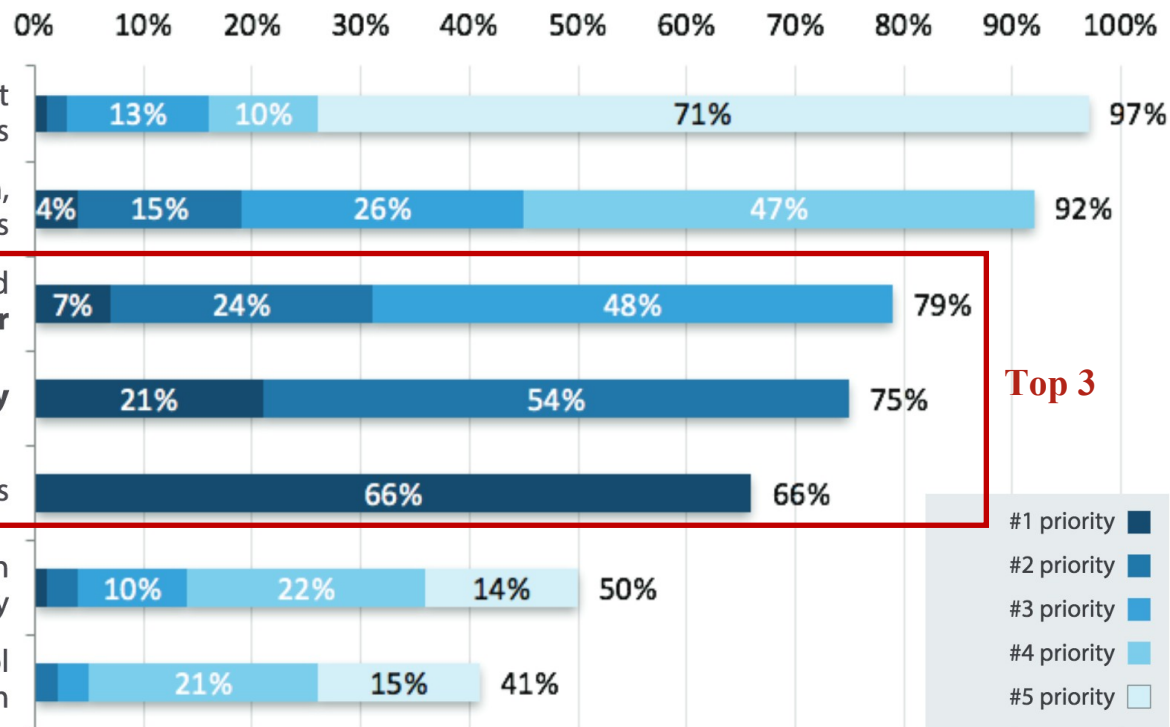
Accelerate my organization's ability to **innovate** and compete by **deploying applications faster**

Increase **operational efficiency**

Save money over alternative infrastructure choices

Attract top technical talent by participating in an active global technology community

Achieve **security and/or privacy** goals with control of platform



Top 3

Figure 2.1 n=1183

SOURCE: OPENSTACK USER SURVEY, 2014

In other words...

BE MORE
EFFECTIVE!

...INCREASE
RATE OF
INNOVATION
...ACHIEVE
MORE
...SAVE MONEY



Characteristics of a cloud environment

■ Self-service

- ▢ Empowers users to provision resources without requiring human intervention, most likely using a web-based portal or an API.

■ Elastic scaling

- ▢ Enables scaling up and down on demand, driving the need for high levels of automation.

■ Shared resources

- ▢ Offers economies of scale through the use of shared infrastructure and software, securely separating the resources at a logical level.

■ Metered usage

- ▢ Allows pay-as-you-go billing through monitoring, measurement and reporting of usage.

WHY MQ?

- **MQ's key value capabilities and why they matter...**
- **The world depends on reliable, secure messaging**
- **IBM MQ is the most reliable and trusted messaging solution**
- **Your bank transfers complete without losing your money**
- **Your credit card information is kept safe**
- **You move your customer data between systems without exposing it to hackers**
- **Your developers focus on the business needs, not transaction recovery or security**

■ **Simple**

- **Your applications are focused on the business, not fixing connectivity problems or tracking their progress**

■ **Scalable**

- **Scales to meet the needs of your business, handling billions of messages per day**

■ **Exactly once delivery**

- **MQ is designed from the ground up to ensure that when messages of worth are being processed and exactly once, transactional, messages are required, that really means exactly once**

■ MQ's key value capabilities and why they matter...

- The world depends on reliable, secure messaging
- IBM MQ is the most reliable and trusted messaging solution
- Your bank transfers complete without losing your money
- Your credit card information is kept safe
- You move your customer data between systems without exposing it to hackers
- Your developers focus on the business needs, not transaction recovery or security

■ Connectivity

- Simple queues and topics provide simple application messaging but MQ provides true routing capabilities to join applications and systems together, locally and globally

■ Reliable

- Only MQ has 25 years of proven reliability and robustness when used by the most demanding customers in the most demanding systems, without you even knowing it's there

■ Secure

- MQ is secure by design, from fine grain authentication and authorization of messaging resources, to encryption of data from one application to another, without the application even knowing or the administrators gaining access

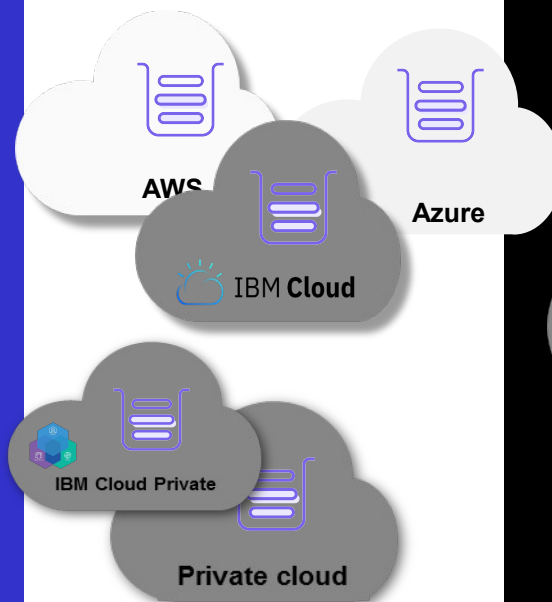
- Run IBM MQ in any location or cloud exactly as you need it



- On-premise, software and the MQ Appliance



- Run it yourself in any cloud, public or private



- Let IBM host it for you with its new managed MQ service in IBM Cloud



ADOPTING BEST PRACTICES

Adopting best practices

- **MQ's capabilities have always been a perfect fit for cloud scenarios;**

- Integrating remote or heterogenous systems
- Dynamic client connectivity
- Dynamic scaling
- Workload balancing
- High security
- High scale and robustness
- Repeatable, remote administration and monitoring
- ...

- **But are you using these?**

Rethink your use of MQ

■ How many of these do you have?

- Hand crafted, shared queue managers
- Applications hard coding connection details
- Applications bound to a single IP address
- Edge security at most
- Internal architecture complexity exposed to the applications
- A lengthy change control process
- Manual installation, deployment and configuration



■ Don't confuse old MQ practices for MQ itself

- "MQ is too hard to use"
- "Our MQ system is too complicated to change"
- "MQ isn't cloud, it's too old!"

■ Re-Think how you use MQ!

Managing MQ

- Management of systems is evolving towards cattle not pets. What does that mean for MQ?
 - Consistent configuration and operations across multiple queue managers
 - Automated deployment
 - Configuration as code
 - Self service
 - Collection and analysis of diagnostic data
 - Simple integration into standard devops and automation tooling



Marks & Spencer – UK retailer

MQ PRINCIPLES

- Cloud QMs are Disposable & Immutable
- Script Everything
- Dedicated MQ QMs per App
 - Client connections
 - JMS
 - Common Message Envelopes
- MQ QM 't-shirt' Models for on-Prem

M&S
EST. 1884



LEARNINGS

MQ Cloud Journey challenged us to 'Think Differently'.

- Bigger fewer QMs are often more complex to manage
- MQ on Cloud, 'just worked'
- MQ CD stream is stable
- MQ QMs really can be disposable
- Everyone can be an MQ admin
- Delivery Organisation, a Hybrid Team for a Hybrid Solution

M&S
EST. 1884


MQ and Cloud at Marks & Spencer

Session #9176

James Blackburn

IBM Think, March 2018

M&S
EST. 1884



think 2018

© 2018, Marks and Spencer, reproduced with permission

THINGS TO CONSIDER BEFORE RUNNING MQ IN THE CLOUD

Storage

■ If you are using a cloud container service you should be aware about container data.

- To prevent data loss you should use a persistent volume.
- You can mount a portion of the host filesystem as a volume
- Cloud container systems provide interfaces to use other storages.

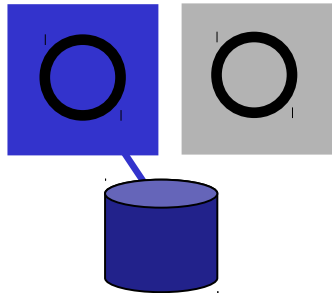
■ Reliability of storage

- Replicated across failure domains / availability zones?
- Are disk writes cached?
- What's the failure rate of disks?

■ Connecting to the right persistent storage

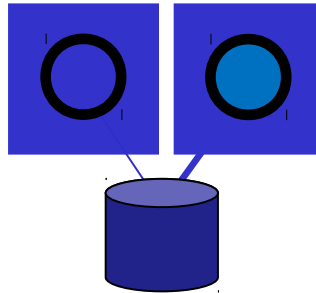
- When a queue manager's is moved (e.g. run a container in a different VM), then something needs to re-connect the queue manager to the correct storage.

High Availability



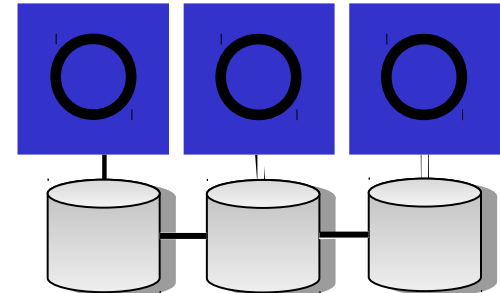
Single resilient queue manager

- Cloud manages fail-over to somewhere with spare capacity
- Networked storage (block or filesystem), managed by separate subsystem



Multi-instance queue manager

- MQ manages fail-over
- Networked storage (filesystem), managed by separate subsystem



Replicated data queue manager

- MQ manages fail-over
- Local block storage, synchronously replicated by MQ

Who is my provider?

- **What does my provider give me that I can use instead?**

- Does their storage provider have backup capability?
- Do they have automatic failover and retry?

- **What other features does my provider have that I want to take advantage of?**

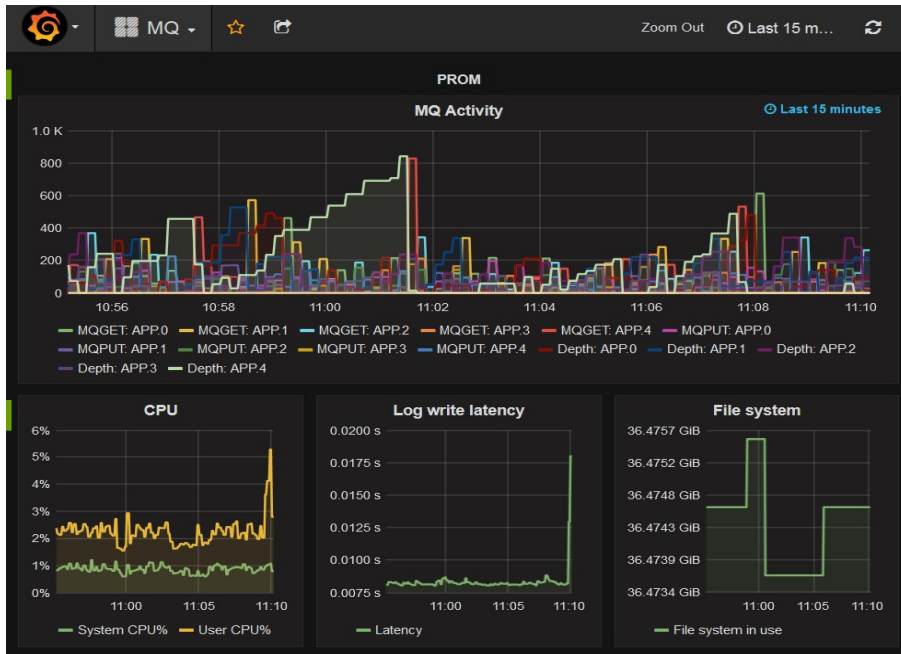
- Do they have a large catalog of services that I will want to use?

Log Management/Monitoring

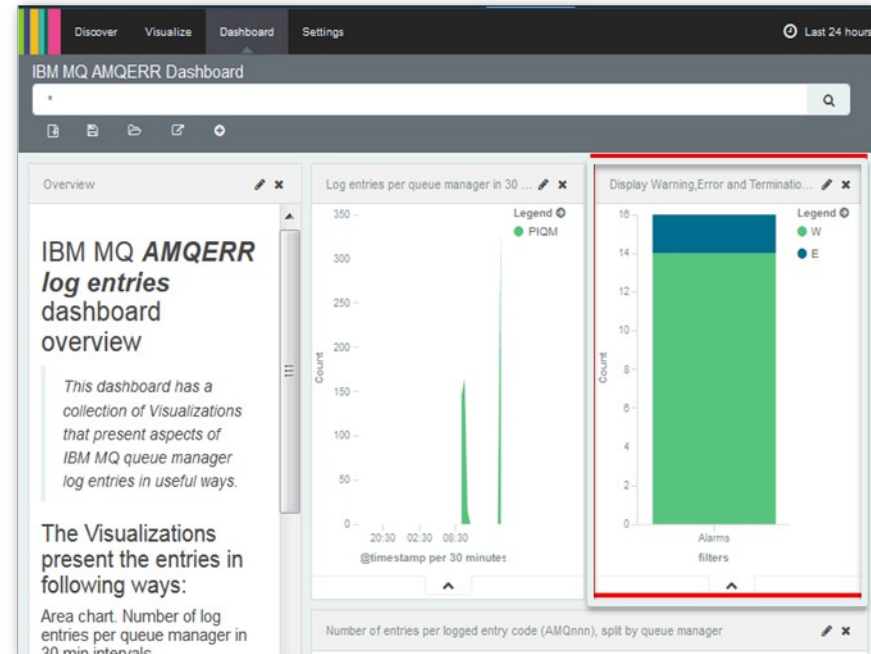
- **Cloud processes only run as long as their control program runs**
 - If you have tied this in to the life of the queue manager a it will stop with the queue manager.
- **If there is a problem you may not be able to log into the machine to get error logs**
 - Although you should be avoiding this as much as possible.
 - You may also only know where the problem is later and so now you can't identify the failing container.
- **Machines could also be running anywhere which makes locating a particular one troublesome**
- **You should be centralizing your logs and monitoring data so you can quickly see your full infrastructure and debug even if a queue manager is failing.**

Use cloud systems to centralize.

- Publish MQ statistics to Prometheus and Grafana



- Forward MQ error logs to ElasticSearch or Splunk



- Error logs can output JSON for easy parsing

Security/User Management

- What will you use as a user repository?
- IBM MQ supports many different user repositories
 - OS
 - LDAP
 - PAM
- OS may not work effectively in a cloud.
 - OS uses user details stored in /etc/passwd
 - If this isn't stored in a persistent volume it will be reset.
- Does your cloud provider have an IAM system you want to link in with?
 - MQ on Cloud service does this!
 - PAM modules are your friend.

Data Security

■ Is my disk adequately protected?

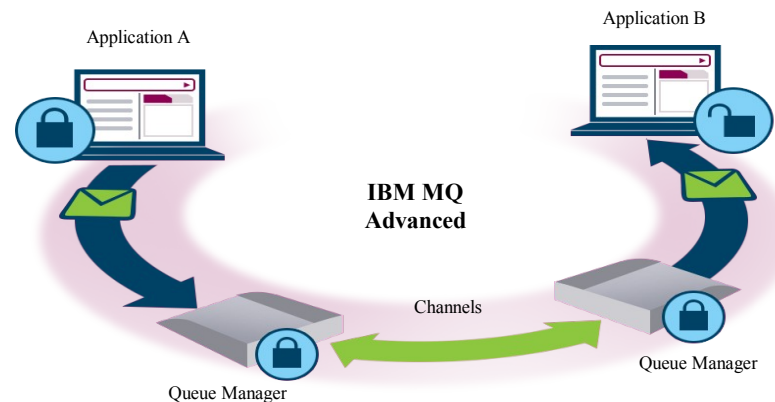
- Can I ensure that sensitive data on that disk is encrypted?
- Do I need to do more?

■ Is communication to/from and within the cloud protected?

- Could a man in the middle attack occur?

■ MQ has native features to protect this:

- TLS connections can be used to protect communications
- AMS can be used to protect message data.



Certificate Management

- Certificate management has similar problems as User management.
- Keystore should be stored under `/var/mqm` which should be on a persistent volume.
- But how can you quickly and effectively update certificates if needed?

Licensing

- **How can I effectively track my VPCs?**

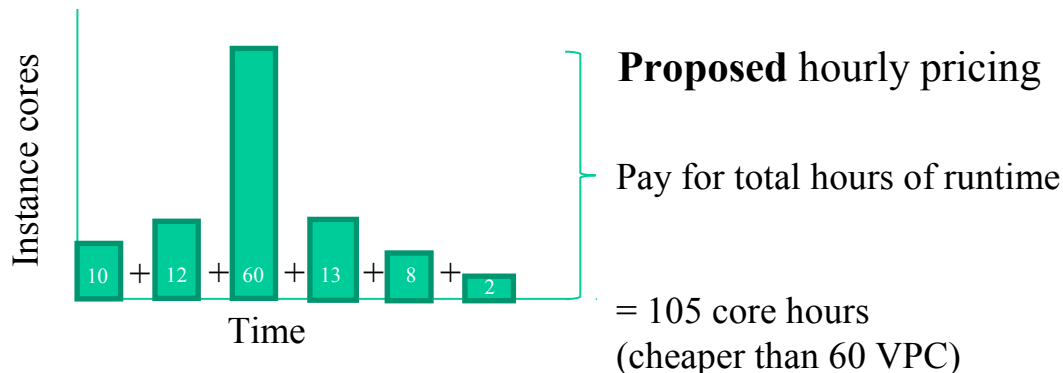
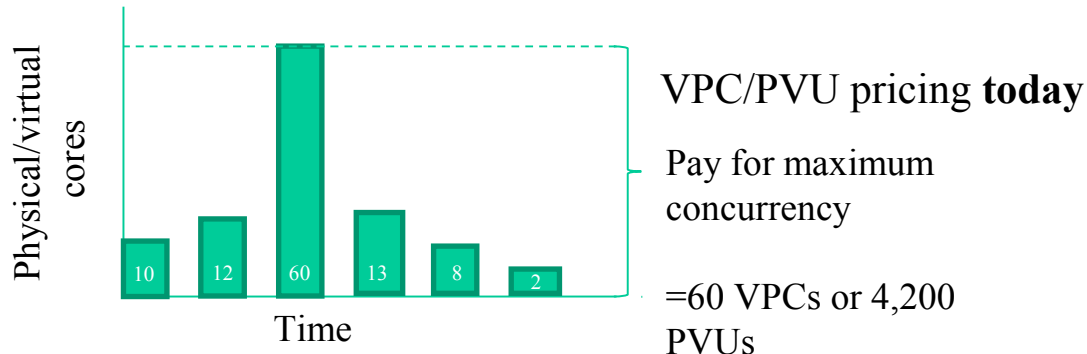
- If queue managers are being created and deleted dynamically how can I ensure I am correctly tracking this.

- **Some cloud providers have this information built in**

- But if you use mixtures of cloud and on-prem you'll have multiple tracking systems.

- **How will you link back in with ILMT?**

IBM MQ Hourly Model



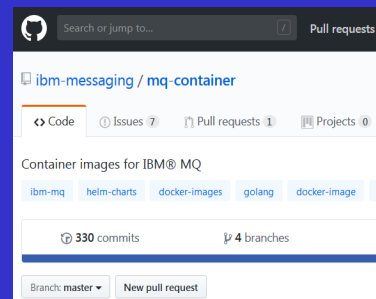
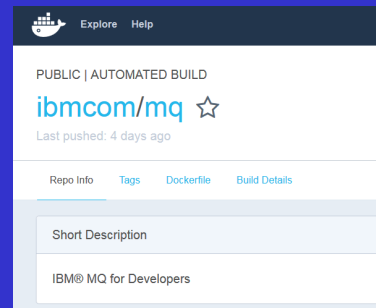
✓ Pre-purchase “core hours”

- Each instance consumes these hours as they run
- Core hours consumption is multiplied by the number of CPU cores available to an instance
- Core hours can be consumed at any rate during 12 month period

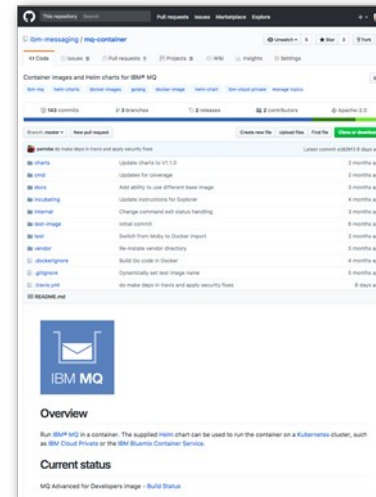
WHAT IS AVAILABLE NOW?

■ MQ in Containers

- MQ has been supporting Docker containers since 2015 with images on Docker Hub and Docker Store and sample setups on Github



- More recently it has been demonstrating how to get the most from containers using Kubernetes



- Including RedHat OpenShift + Pivotal Container Service

- And now MQ Advanced is available as a fully supported product with IBM Cloud Private, a Kubernetes-based solution from IBM



MQ on the IBM Kubernetes service

- Trivial to get started
- Default developer configuration
- Continue to use your favourite administration tooling

The screenshot shows the IBM Cloud 'Create new cluster' interface. It includes a navigation bar with 'Catalog', 'Docs', 'Support', and 'Manage'. The main content area has a 'View All' link and a 'Create new cluster' heading. Below this, there's a description: 'Provision a cluster of hosts, called worker nodes, to deploy and manage highly-available apps.' with links to 'Docs' and 'Terms'. The 'Region' is set to 'United Kingdom'. Under 'Cluster type', the 'Free' option is selected, described as 'New to Kubernetes? Create a cluster with 1 worker node to explore the capabilities.' and 'Free'. The 'Standard' option is described as 'Ready for production? Create a fully-customizable cluster with your choice of hardware isolation.' and 'Starting from £0.08 hourly'. The 'Cluster name' field contains 'mq-test'. A 'Create Cluster' button is at the bottom. On the right, an 'Order Summary' shows 'Free - 2 CPUs, 4 GB RAM', '1 worker node', and 'Total: Free'. A 'Create Cluster' button is also present in the summary section. At the bottom right, there's a link: 'Need help? [Contact IBM Cloud Sales](#)'.

```
# Create a free Kubernetes cluster
bx cs cluster-create --name mq-test

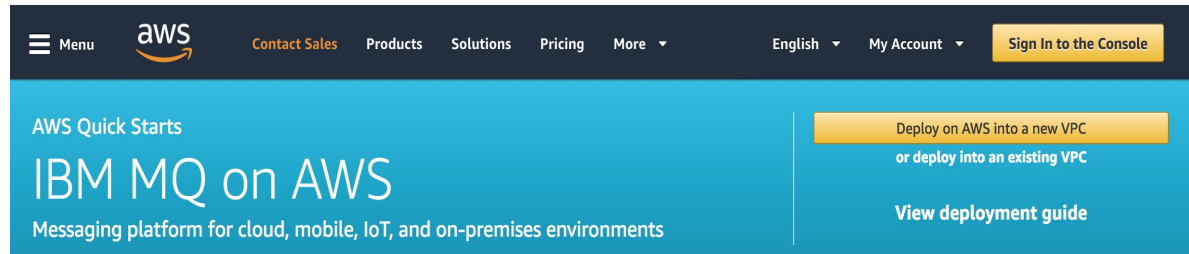
# Launch MQ using public image from the IBM Cloud docker registry
kubectl run my-mq --image=registry.eu-gb.bluemix.net/ibm-mq \
  --env="LICENSE=accept" --env="MQ_QMGR_NAME=QM1"
```

IBM MQ on AWS Quick Start

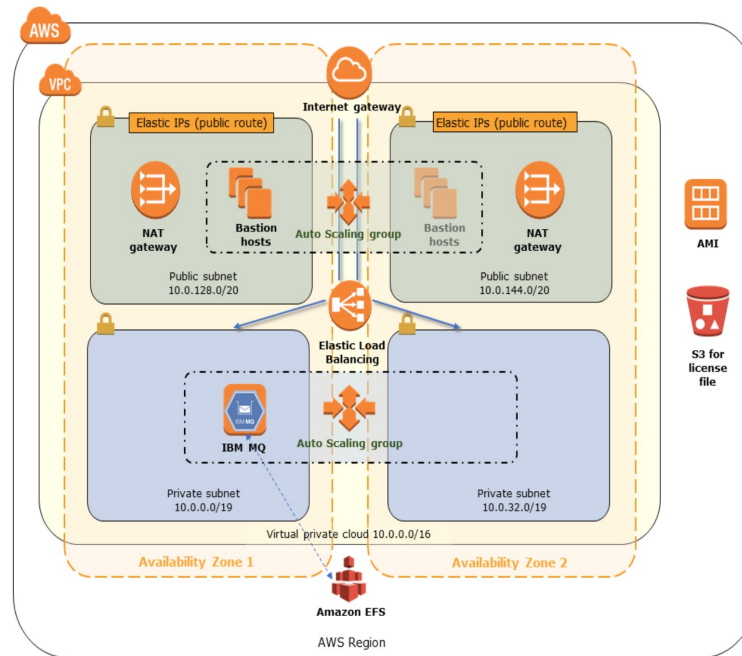
- Getting up and running with MQ quickly is important, but running it in the best possible way is critical

- The MQ AWS QuickStart demonstrates AWS architectural best practice

- Deployed from scratch in around 30 minutes



The screenshot shows the AWS Quick Starts console. At the top, there's a navigation bar with 'Menu', 'aws', 'Contact Sales', 'Products', 'Solutions', 'Pricing', 'More', 'English', 'My Account', and 'Sign In to the Console'. Below this, the 'AWS Quick Starts' section is visible, featuring the title 'IBM MQ on AWS' and the subtitle 'Messaging platform for cloud, mobile, IoT, and on-premises environments'. On the right, there are two buttons: 'Deploy on AWS into a new VPC or deploy into an existing VPC' and 'View deployment guide'.



For step-by-step instructions to deploy and get started with IBM MQ on AWS, see the [Quick Start](#)



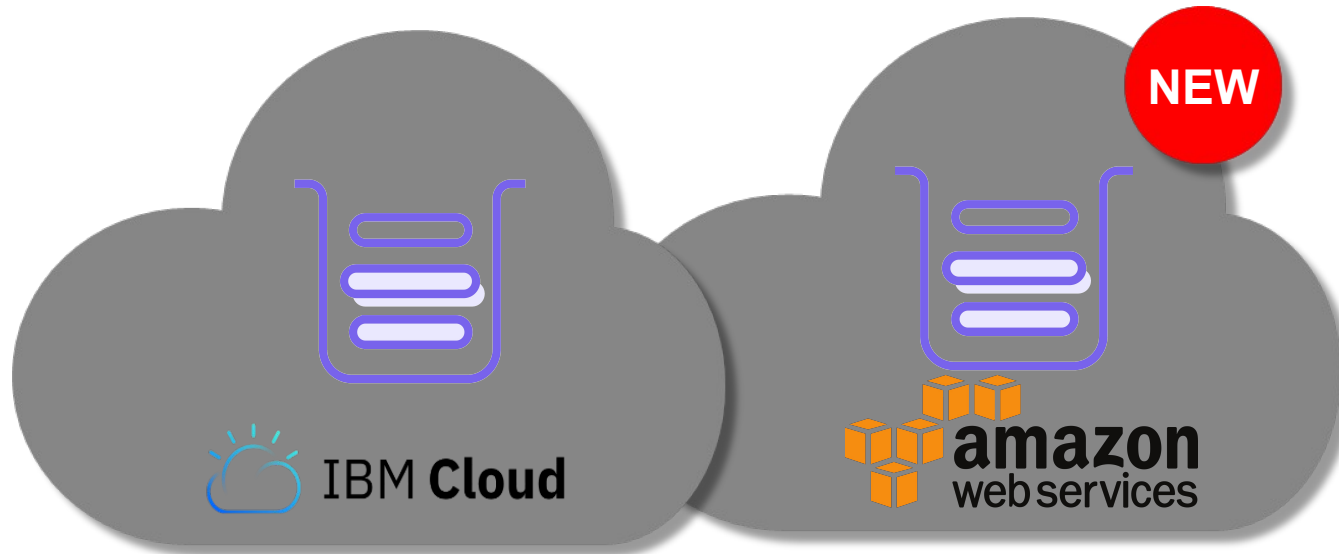
This Quick Start automatically deploys a highly available, production-ready IBM MQ server on the Amazon Web Services (AWS) Cloud in about 30 minutes, into a configuration of your choice.

IBM MQ is messaging middleware that simplifies and accelerates the integration of diverse applications and business data across multiple platforms. It uses message queues to facilitate the exchange of information, and offers a single messaging solution for cloud, mobile, the Internet of Things (IoT), and on-premises environments. The IBM MQ service on AWS will support client messaging applications from within your VPC, from trusted addresses on the Internet, and via a VPN from your on-premises environment.

This Quick Start deploys IBM MQ into a

IBM MQ SaaS offering

- Let IBM host it for you with its new managed MQ service in IBM Cloud
 - ▮ Now available to deploy in AWS!



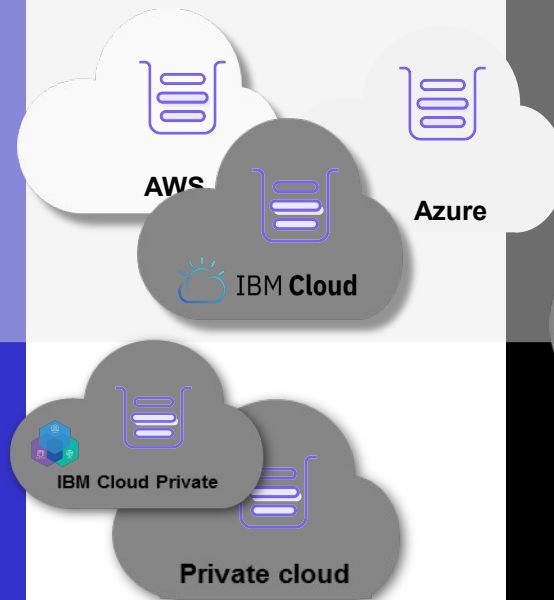
- Run IBM MQ in any location or cloud exactly as you need it



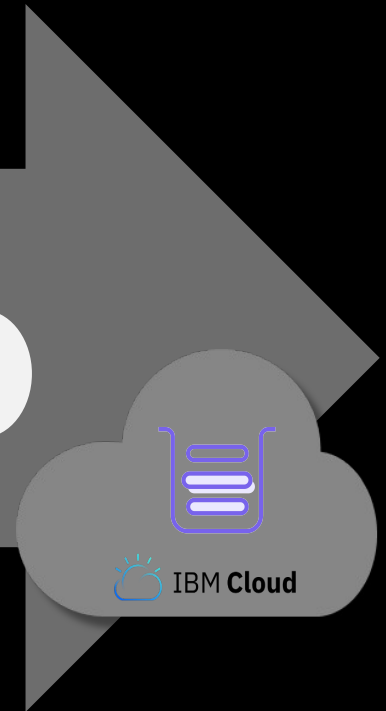
- On-premise, software and the MQ Appliance



- Run it yourself in any cloud, public or private



- Let IBM host it for you with its new managed MQ service in IBM Cloud



Where can I get more information?

IBM Messaging developerWorks
developer.ibm.com/messaging

Blog posts
tagged with
“cloud”

IBM Messaging Youtube
[https:// ibm.biz/MQplaylist](https://ibm.biz/MQplaylist)

LinkedIn
<https://ibm.biz/ibmmessaging>

MQ Labs here at MQTC!



Questions & Answers



Notices and disclaimers

Copyright © 2017 by International Business Machines Corporation (IBM). No part of this document may be reproduced or transmitted in any form without written permission from IBM.

U.S. Government Users Restricted Rights — use, duplication or disclosure restricted by GSA ADP Schedule Contract with IBM.

Information in these presentations (including information relating to products that have not yet been announced by IBM) has been reviewed for accuracy as of the date of initial publication and could include unintentional technical or typographical errors. IBM shall have no responsibility to update this information. This document is distributed “as is” without any warranty, either express or implied. In no event shall IBM be liable for any damage arising from the use of this information, including but not limited to, loss of data, business interruption, loss of profit or loss of opportunity. IBM products and services are warranted according to the terms and conditions of the agreements under which they are provided.

IBM products are manufactured from new parts or new and used parts. In some cases, a product may not be new and may have been previously installed. Regardless, our warranty terms apply.”

Any statements regarding IBM's future direction, intent or product plans are subject to change or withdrawal without notice.

Performance data contained herein was generally obtained in a controlled, isolated environments. Customer examples are presented as illustrations of how those customers have used IBM products and the results they may have achieved. Actual performance, cost, savings or other results in other operating environments may vary.

References in this document to IBM products, programs, or services does not imply that IBM intends to make such products, programs or services available in all countries in which IBM operates or does business.

Workshops, sessions and associated materials may have been prepared by independent session speakers, and do not necessarily reflect the views of IBM. All materials and discussions are provided for informational purposes only, and are neither intended to, nor shall constitute legal or other guidance or advice to any individual participant or their specific situation.

It is the customer's responsibility to insure its own compliance with legal requirements and to obtain advice of competent legal counsel as to the identification and interpretation of any relevant laws and regulatory requirements that may affect the customer's business and any actions the customer may need to take to comply with such laws. IBM does not provide legal advice or represent or warrant that its services or products will ensure that the customer is in compliance with any law.

Notices and disclaimers continued

Information concerning non-IBM products was obtained from the suppliers of those products, their published announcements or other publicly available sources. IBM has not tested those products in connection with this publication and cannot confirm the accuracy of performance, compatibility or any other claims related to non-IBM products. Questions on the capabilities of non-IBM products should be addressed to the suppliers of those products. IBM does not warrant the quality of any third-party products, or the ability of any such third-party products to interoperate with IBM's products. IBM expressly disclaims all warranties, expressed or implied, including but not limited to, the implied warranties of merchantability and fitness for a particular, purpose.

The provision of the information contained herein is not intended to, and does not, grant any right or license under any IBM patents, copyrights, trademarks or other intellectual property right.

IBM, the IBM logo, ibm.com, Aspera®, Bluemix, Blueworks Live, CICS, Clearcase, Cognos®, DOORS®, Emptoris®, Enterprise Document Management System™, FASP®, FileNet®, Global Business Services®, Global Technology Services®, IBM ExperienceOne™, IBM SmartCloud®, IBM Social Business®, Information on Demand, ILOG, Maximo®, MQIntegrator®, MQSeries®, Netcool®, OMEGAMON, OpenPower, PureAnalytics™, PureApplication®, pureCluster™, PureCoverage®, PureData®, PureExperience®, PureFlex®, pureQuery®, pureScale®, PureSystems®, QRadar®, Rational®, Rhapsody®, Smarter Commerce®, SoDA, SPSS, Sterling Commerce®, StoredIQ, Tealeaf®, Tivoli® Trusteer®, Unica®, urban{code}®, Watson, WebSphere®, Worklight®, X-Force® and System z® Z/OS, are trademarks of International Business Machines Corporation, registered in many jurisdictions worldwide. Other product and service names might be trademarks of IBM or other companies. A current list of IBM trademarks is available on the Web at "Copyright and trademark information" at: www.ibm.com/legal/copytrade.shtml.